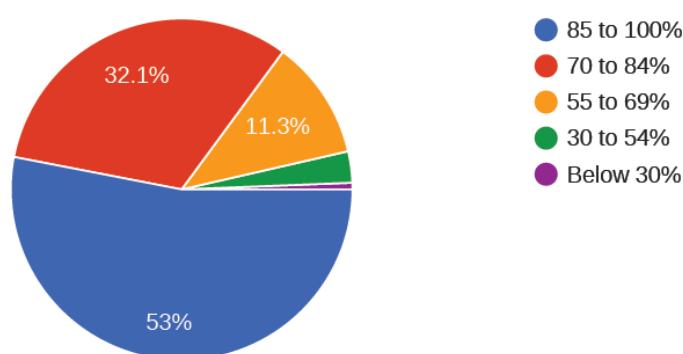


## Student Satisfaction Survey 2022-23

1. How much of the syllabus was covered in the class?

1,282 responses

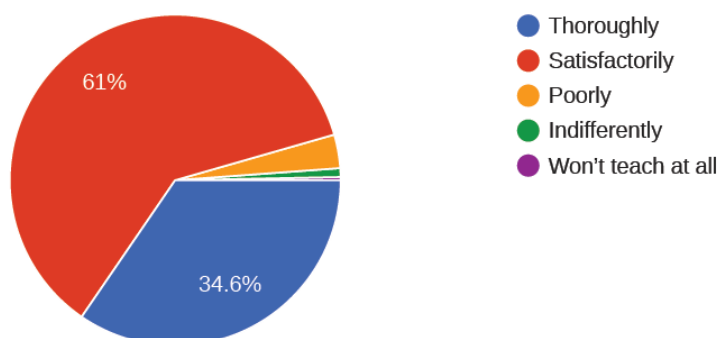


### Observations:

A Total of 85.1% students (53% students' strongly agreed and 32.1% agreed) believe that the majority of the syllabus was covered in the class.

2. How well did the teachers prepare for the classes?

1,282 responses

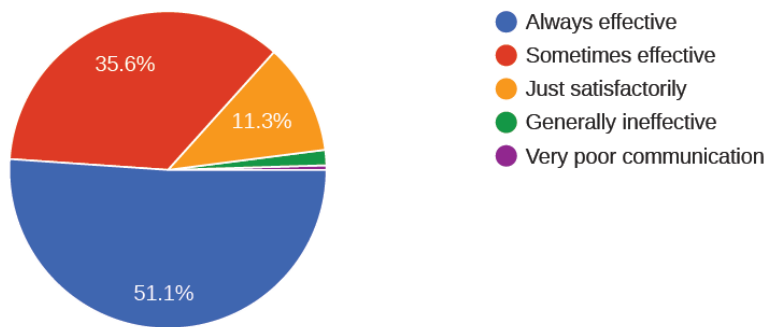


### Observations:

A Total of 95.6% students believe that teachers prepare very well for the classes.

### 3. How well were the teachers able to communicate?

1,282 responses

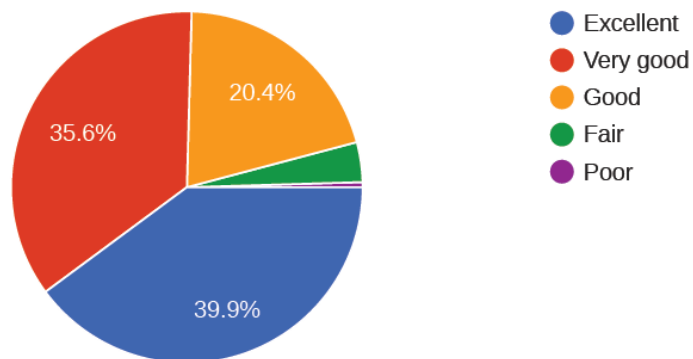


#### Observations:

A Total of 86.7% students believe that teachers communicate very well with students.

### 4. The teacher's approach to teaching can best be described as

1,282 responses

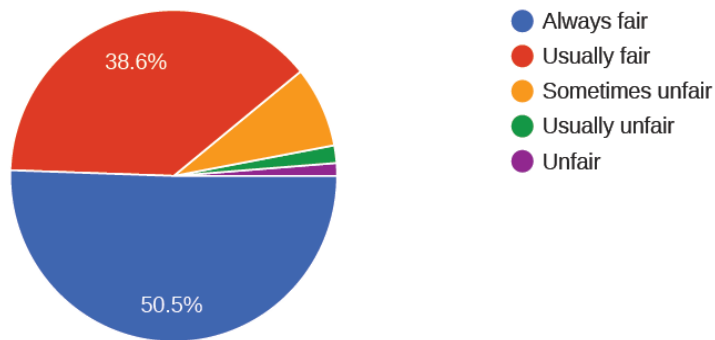


#### Observations:

A Total of 75.5% students believe that teacher's approach to teaching is outstanding.

5. Fairness of the internal evaluation process by the teachers.

1,282 responses

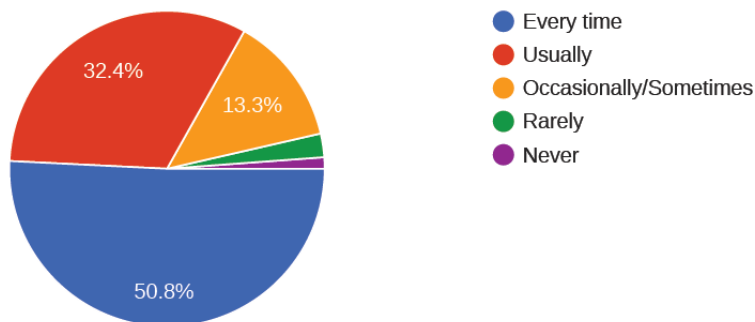


**Observations:**

A Total of 89.1% students believe that internal evaluation process is usually fair enough by the teacher.

6. Was your performance in assignments discussed with you?

1,282 responses

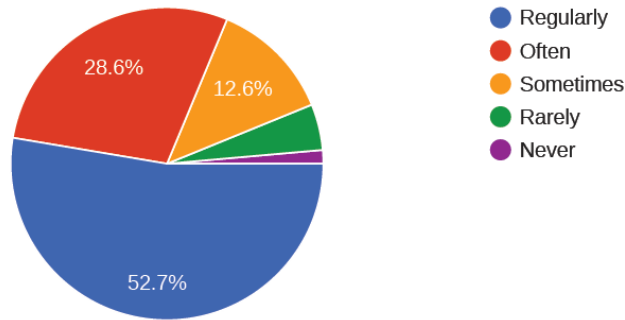


**Observations:**

A Total of 83.2% students believe that their performance in the assignments get discussed by the teacher majority times.

7. The institute takes active interest in promoting internship, student exchange, field visit opportunities for students.

1,282 responses

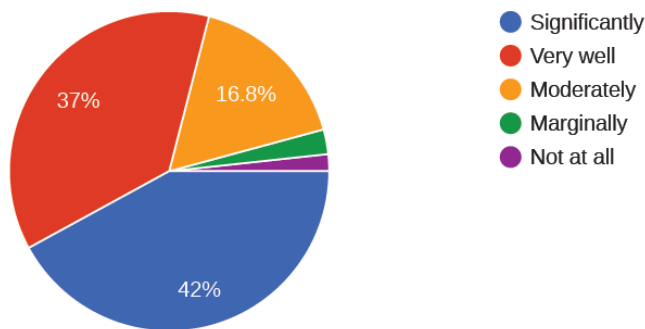


**Observations:**

A Total of 81.3% students believe that the institute takes initiative in promoting internships, student exchange and field visits for students.

8. The teaching and mentoring process in your institution facilitates you in cognitive, social and emotional growth.

1,282 responses

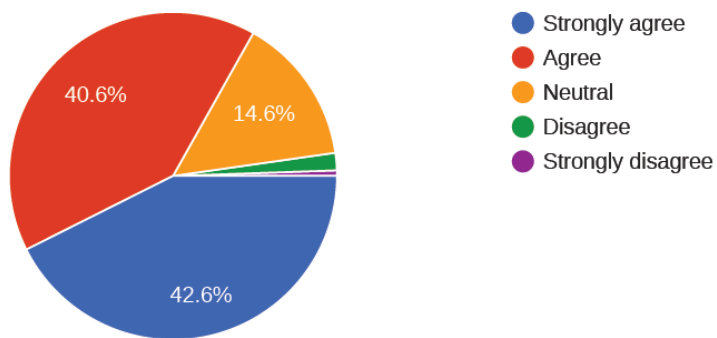


**Observations:**

A Total of 79% students believe that the teaching & mentoring process in the institute facilitates them in their cognitive, social and emotional growth.

9. The institution provides multiple opportunities to learn and grow.

1,282 responses

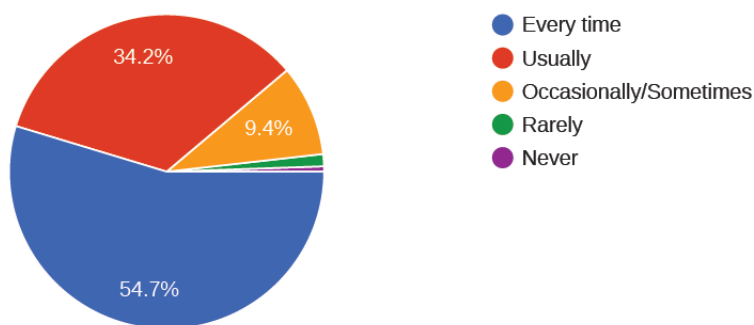


**Observations:**

A Total of 83.2% students believe that multiple opportunities are provided by the institute to learn and grow.

10. Teachers inform you about your expected competencies, course outcomes and programme outcomes.

1,282 responses

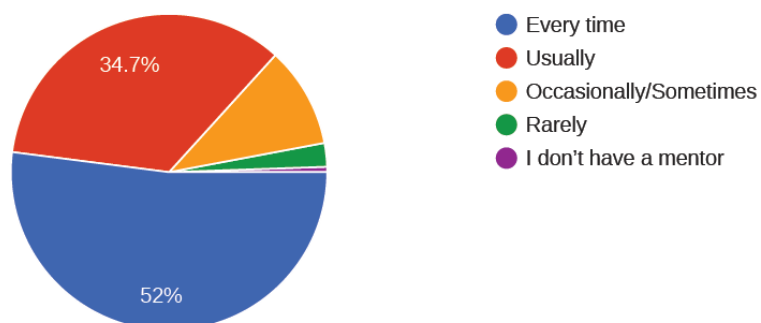


**Observations:**

A Total of 88.9% students believe that teachers inform them about their expected competencies, course outcomes and program outcomes majority times.

11. Your mentor does a necessary follow-up with an assigned task to you.

1,282 responses

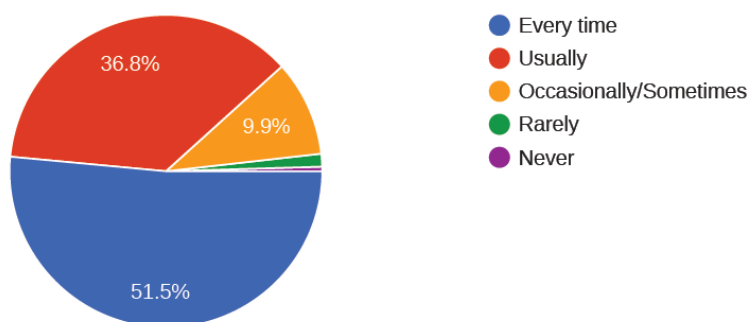


**Observations:**

A Total of 86.7% students believe that from time to time their mentor takes necessary follow up with an assigned task.

12. The teachers illustrate the concepts through examples and applications.

1,282 responses

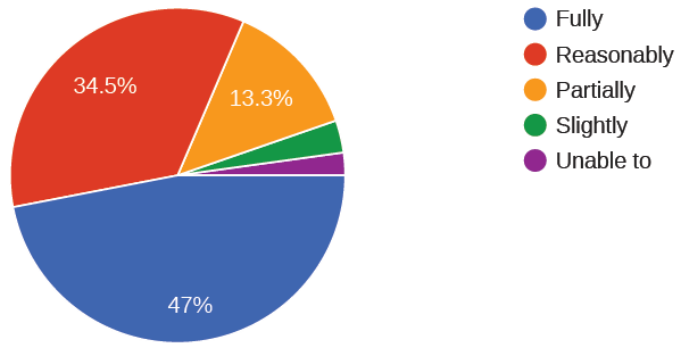


**Observations:**

A Total of 88.3% students believe that while teaching, the teacher illustrates the concepts through examples and applications majority time.

13. The teachers identify your strengths and encourage you with providing right level of challenges.

1,282 responses

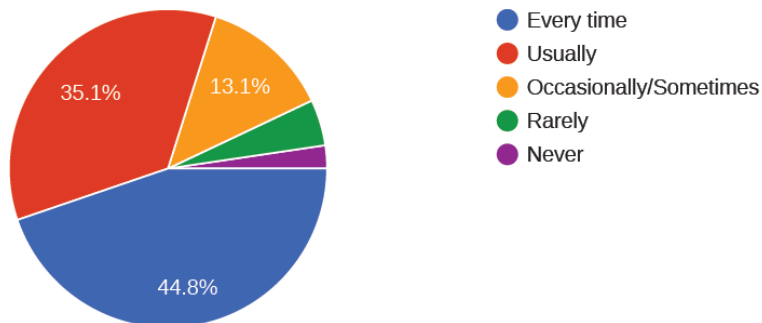


**Observations:**

A Total of 81.5% students believe that teachers always encourage them by identifying their strengths.

14. Teachers are able to identify your weaknesses and help you to overcome them.

1,282 responses

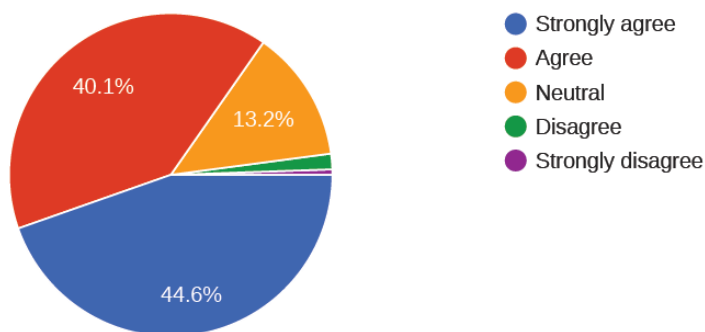


**Observations:**

A Total of 79.9% students believe that teachers are able to identify their weaknesses and help them to overcome majority times.

15. The institution makes effort to engage students in the monitoring, review and continuous quality improvement of the teaching learning process.

1,282 responses

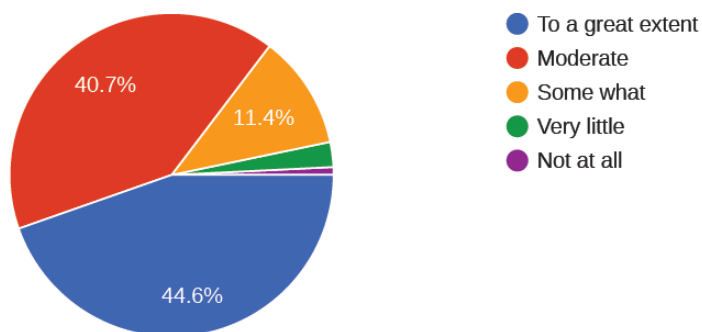


**Observations:**

A Total of 84.7% students agree that the institute makes effort to engage students in the monitoring, review & continuous quality improvement of the teaching learning process.

16. The institute/ teachers use student centric methods, such as experiential learning, participative learning and problem solving methodologies for enhancing learning experiences.

1,282 responses



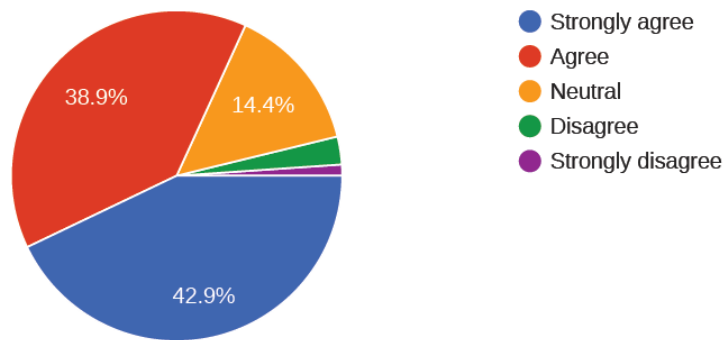
**Observations:**

A Total of 85.3% students agree that institute/teachers use student centric methods for enhancing learning experiences.



17. Teachers encourage you to participate in extracurricular activities.

1,282 responses

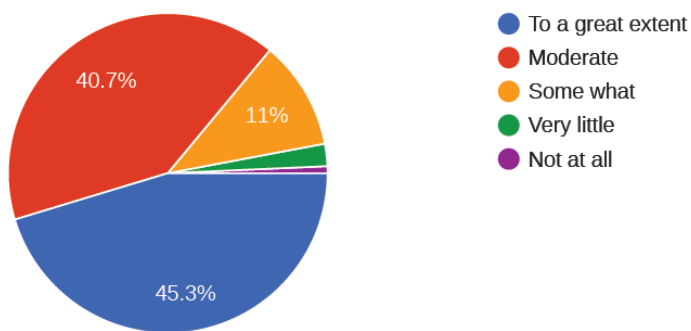


**Observations:**

A Total of 81.8% students agree that teachers encourage them to participate in extracurricular activities.

18. Efforts are made by the institute/ teachers to inculcate soft skills, life skills and employability skills to make you ready for the world of work.

1,282 responses

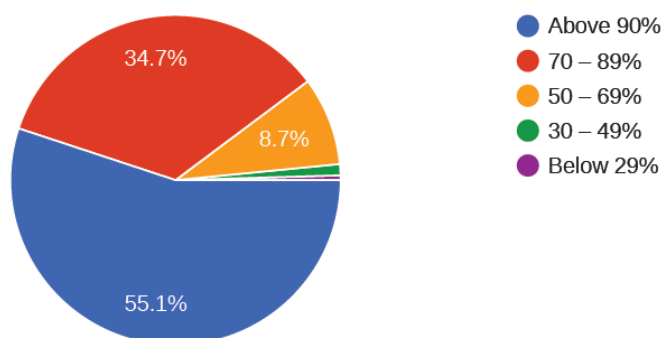


**Observations:**

A Total of 86% students agree that institute / teachers take efforts to inculcate soft skills & employability skills to make them ready for the world of work.

19. What percentage of teachers use ICT tools such as LCD projector, Multimedia, etc. while teaching.

1,282 responses

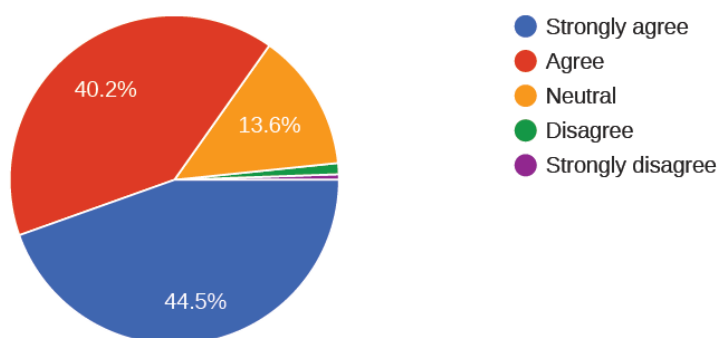


**Observations:**

A Total of 89.8% students agree that the majority of the teachers' use ICT tools wherever necessary.

20. The overall quality of teaching-learning process in your institute is very good.

1,282 responses



**Observations:**

A Total of 84.7% students agree that overall quality of the teaching learning process in the institute is good.