

Marathwada Mitra Mandals
COLLEGE OF ENGINEERING, PUNE - 52

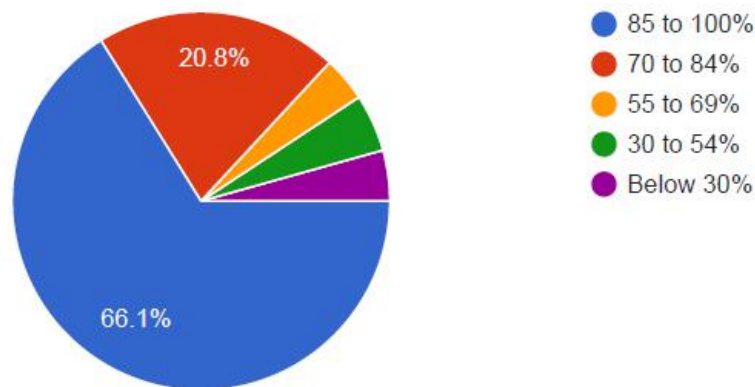
Affiliated to SPPU | Accredited with A grade by NAAC | Recipient of Best College award by SPPU | Accredited by NBA (Electrical and Mechanical Engg.) | Recognized under 2(f) and 12(B) of UGC Act 1956

Student Satisfaction Survey 2021-22

The student satisfaction survey was taken as per the guidelines given by NAAC. Following are the statistics of the survey.

1. How much of the syllabus was covered in the class?

1,201 responses

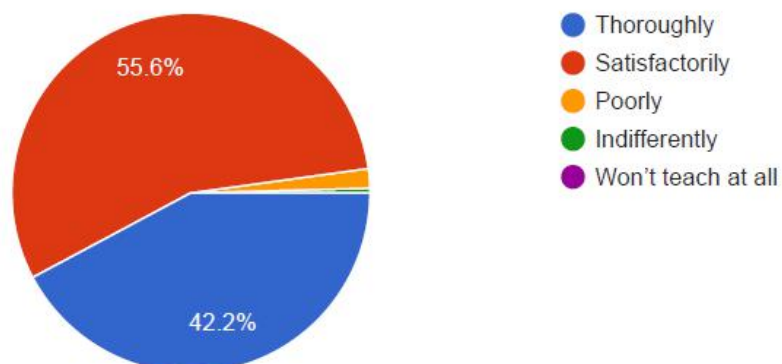


Observations:

A Total of 86.9% students (66.1% students strongly agreed and 20.8% agreed) believe that majority of the syllabus was covered in the class.

2. How well did the teachers prepare for the classes?

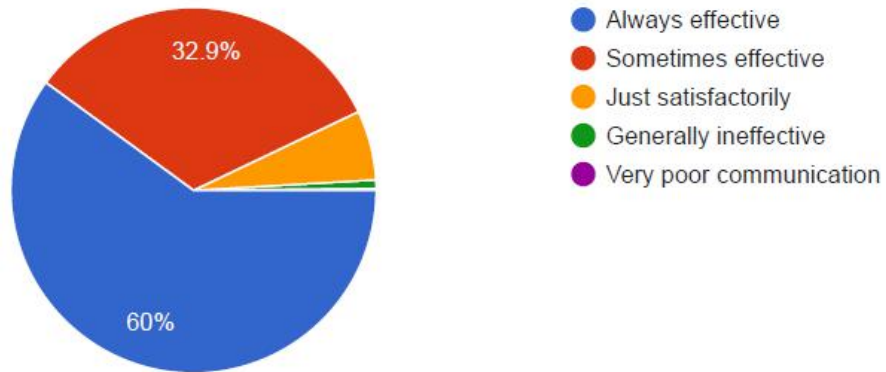
1,201 responses



Observations: A Total of 97.8% students believe that teachers prepare very well for the classes.

3. How well were the teachers able to communicate?

1,201 responses

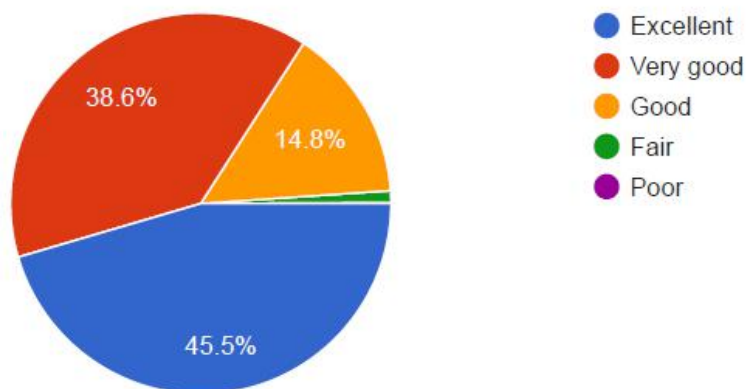


Observations:

A Total of 92.9% students believe that teachers communicate very well with students.

4. The teacher's approach to teaching can best be described as

1,201 responses

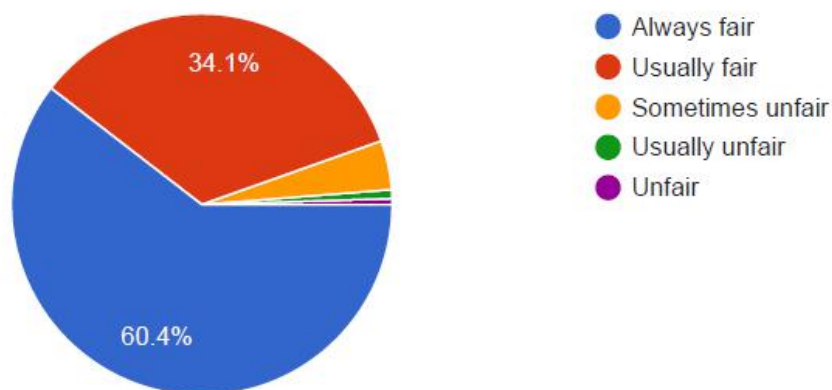


Observations:

A Total of 84.1% students believe that teacher's approach to teaching is very well.

5. Fairness of the internal evaluation process by the teachers.

1,201 responses

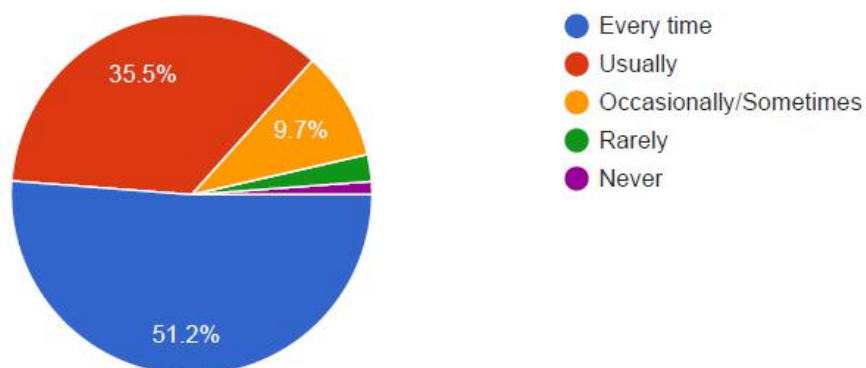


Observations:

A Total of 94.5% students believe that internal evaluation process is usually fair enough by the teacher.

6. Was your performance in assignments discussed with you?

1,201 responses

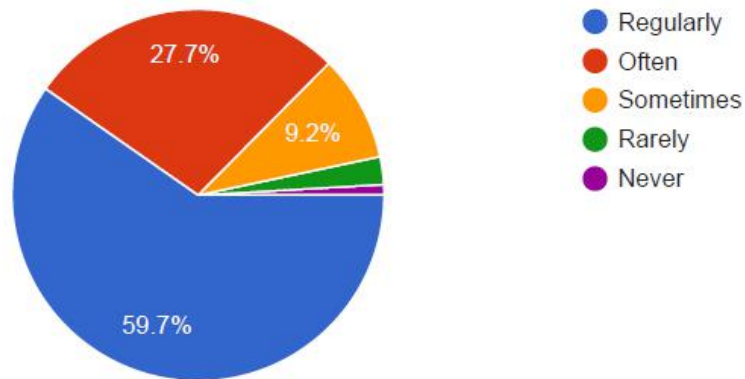


Observations:

A Total of 86.7% students believe that their performance in the assignments get discussed by the teacher majority times.

7. The institute takes active interest in promoting internship, student exchange, field visit opportunities for students.

1,201 responses

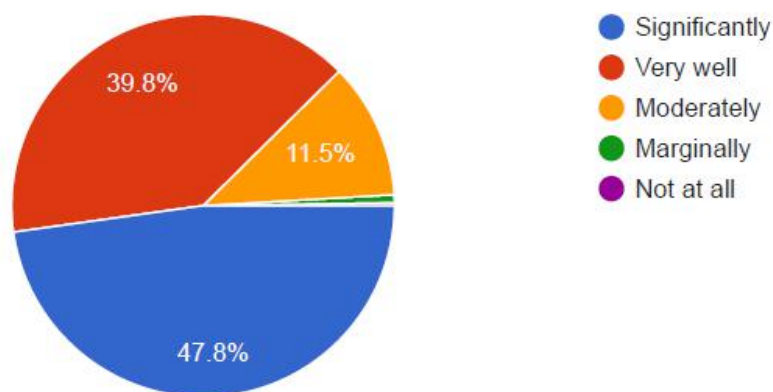


Observation:

A Total of 87.4% students believe that the institute takes initiative in promoting internships, student exchange, & field visits for students.

8. The teaching and mentoring process in your institution facilitates you in cognitive, social and emotional growth.

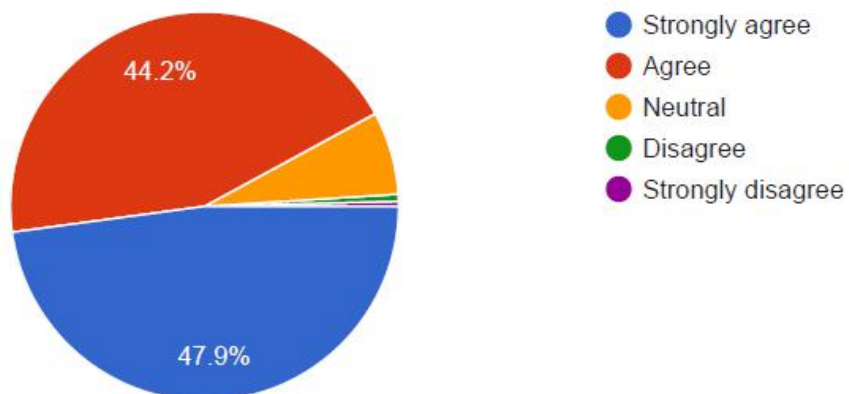
1,201 responses



Observation: A Total of 87.6% students believe that the teaching & mentoring process in the institute facilitates them in their cognitive, social and emotional growth.

9. The institution provides multiple opportunities to learn and grow.

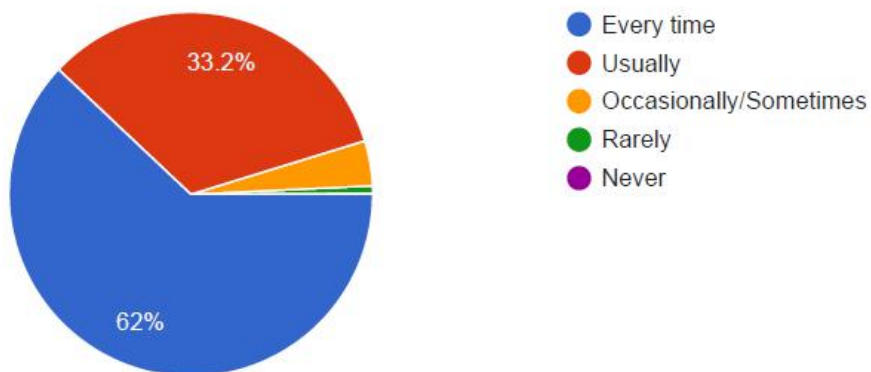
1,201 responses



Observation: A Total of 92.1% students believe that many more opportunities are provided by institute to learn & grow.

10. Teachers inform you about your expected competencies, course outcomes and programme outcomes.

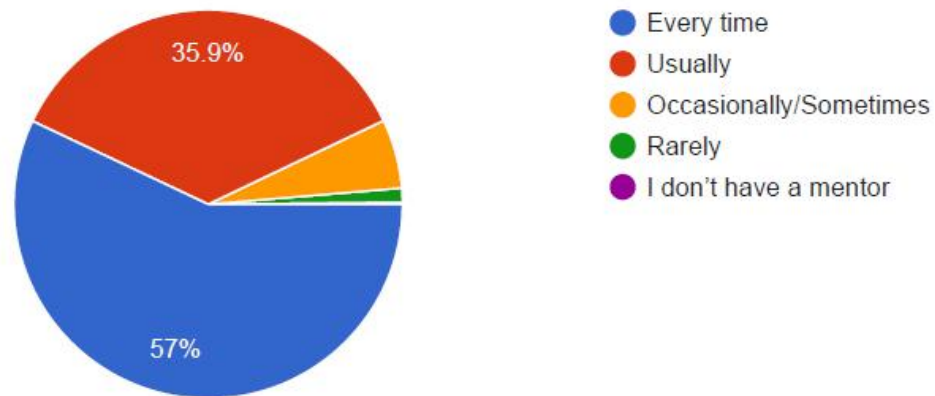
1,201 responses



Observation: A Total of 95.2% students believe that teachers inform them about their expected competencies, course outcomes & program outcomes majority times.

11. Your mentor does a necessary follow-up with an assigned task to you.

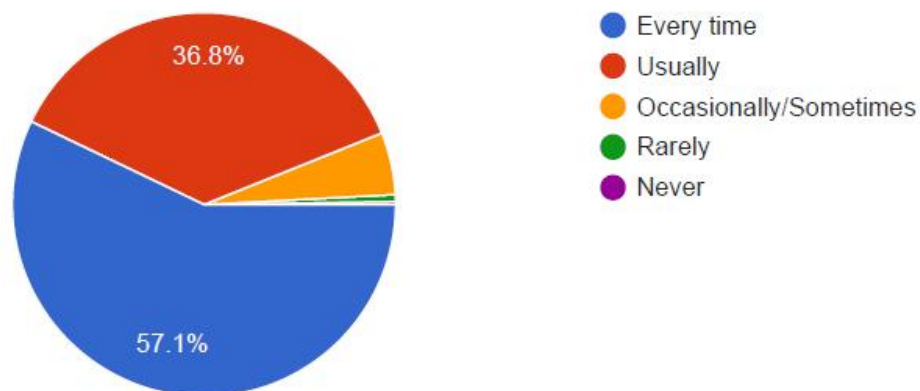
1,201 responses



Observation: A Total of 92.9% students believe that time to time their mentor takes necessary Follow up with an assigned task.

12. The teachers illustrate the concepts through examples and applications.

1,201 responses

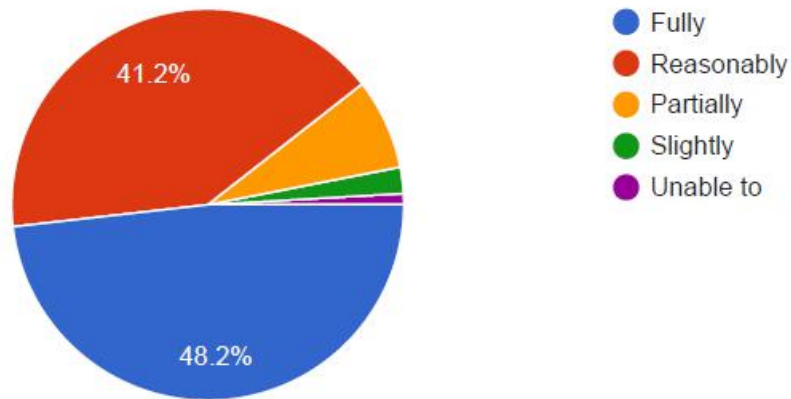


Observation: A Total of 93.9% students believe that while teaching teacher illustrates the

concepts through examples and applications majority time.

13. The teachers identify your strengths and encourage you with providing right level of challenges.

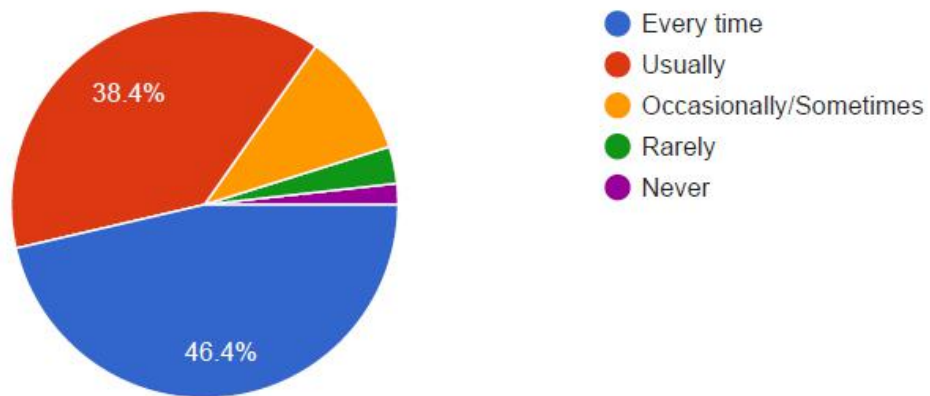
1,201 responses



Observation: A Total of 89.4% students believe that teachers always encourage them by identifying their strengths.

14. Teachers are able to identify your weaknesses and help you to overcome them.

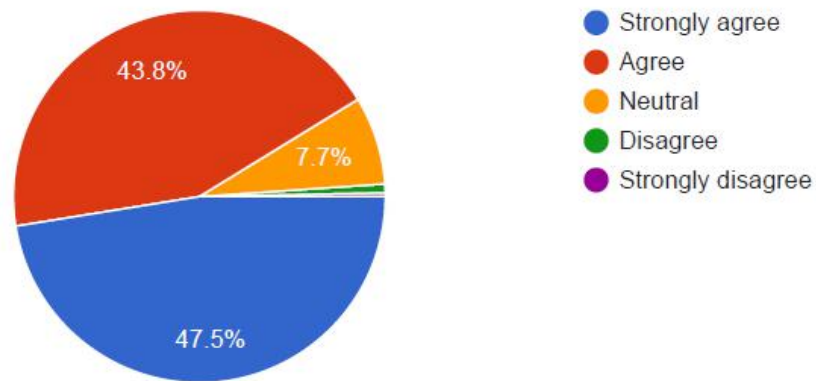
1,201 responses



Observation: A Total of 84.8% students believe that teachers are able to identify their weaknesses and help them to overcome majority times.

15. The institution makes effort to engage students in the monitoring, review and continuous quality improvement of the teaching learning process.

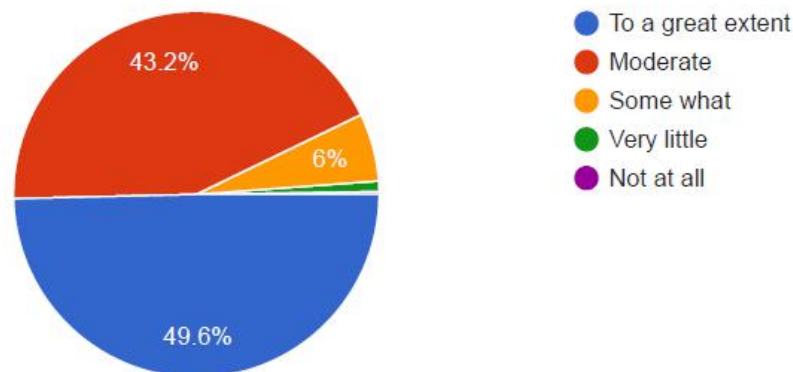
1,201 responses



Observation: A Total of 91.3% students are agree that institute makes effort to engage students in the monitoring, review & continuous quality improvement of the teaching learning process.

16. The institute/ teachers use student centric methods, such as experiential learning, participative learning and problem solving methodologies for enhancing learning experiences.

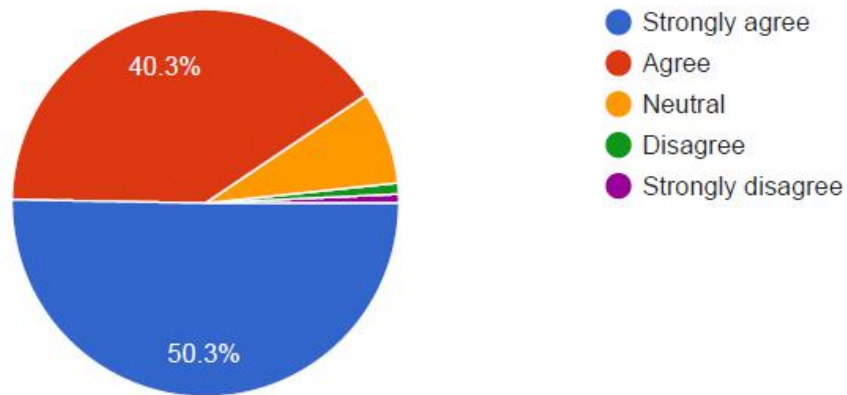
1,201 responses



Observation: A Total of 92.8% students are agree that institute/teachers use student centric methods for enhancing learning experiences.

17. Teachers encourage you to participate in extracurricular activities.

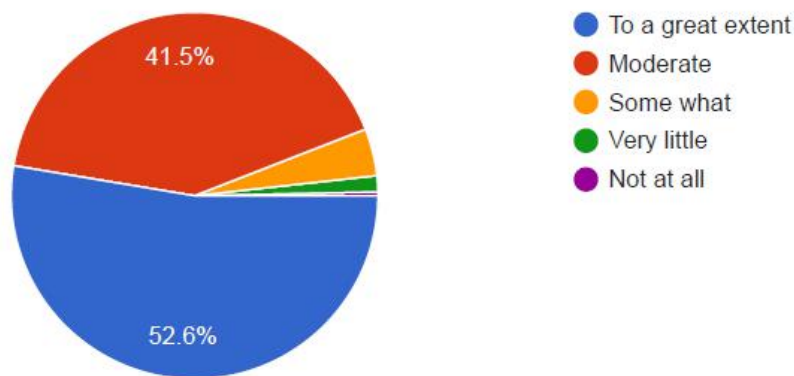
1,201 responses



Observation: A Total of 90.6% students are agree that teachers encourage them to participate in extracurricular activities.

18. Efforts are made by the institute/ teachers to inculcate soft skills, life skills and employability skills to make you ready for the world of work.

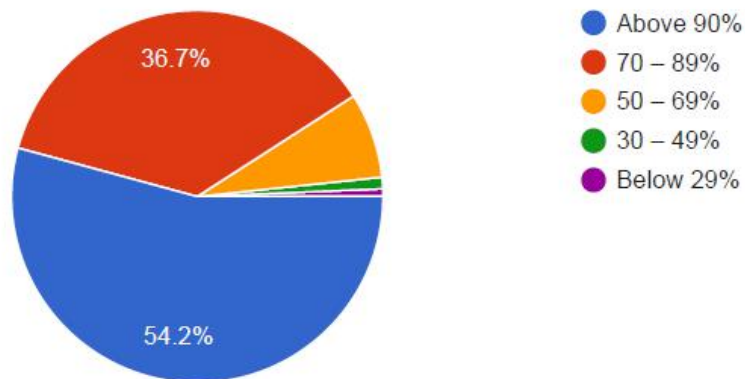
1,201 responses



Observation: A Total of 94.1% students are agree that institute / teachers take efforts to inculcate soft skills & employability skills to make them ready for the world of work.

19. What percentage of teachers use ICT tools such as LCD projector, Multimedia, etc. while teaching.

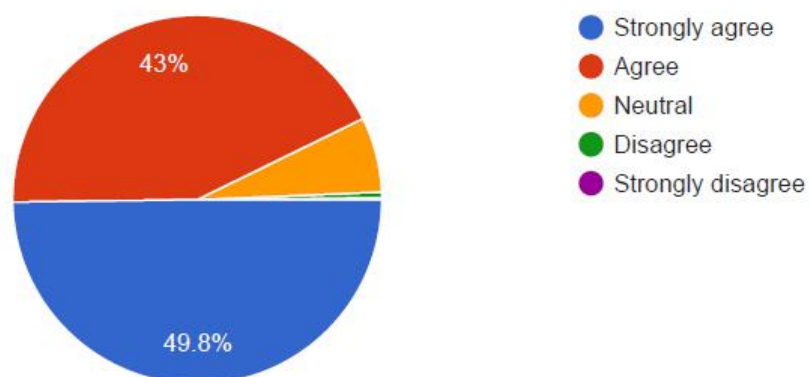
1,201 responses



Observation: A Total of 90.9% students are agree that majority of the teachers use ICT tools wherever necessary.

20. The overall quality of teaching-learning process in your institute is very good.

1,201 responses



Observation: A Total of 92.8% students are agree that overall quality of the teaching learning process in the institute is good.

