

## Internal Quality Assurance Cell (IQAC)

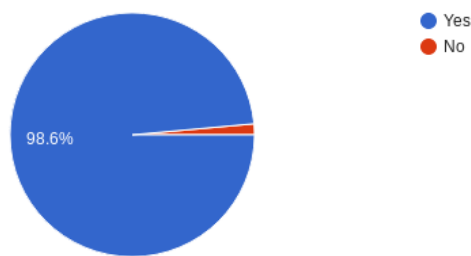
### Student Satisfaction Survey for A.Y. 2017-18

The student satisfaction survey was taken as per the guidelines given by NAAC. Following are the statistics of the survey.

Please confirm, this is the first and only time you answer this survey for A.Y.

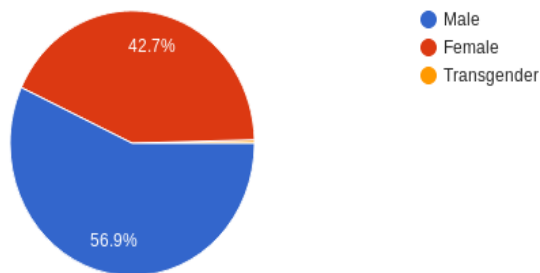
2017-18

485 responses



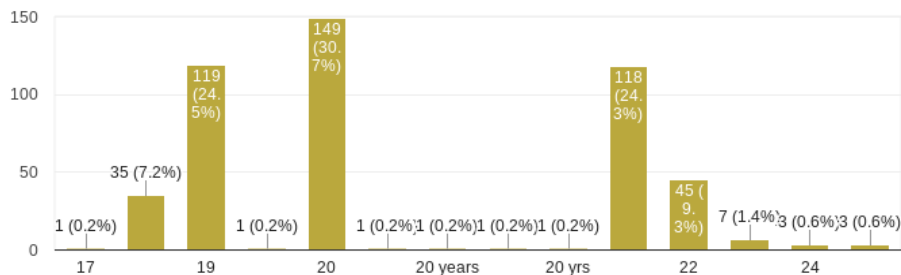
#### Gender

485 responses



#### Age

485 responses



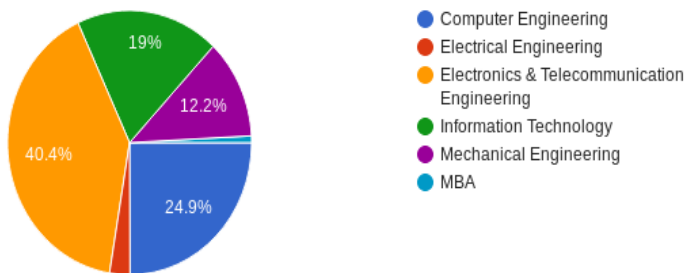
## What degree program are you pursuing now?

485 responses



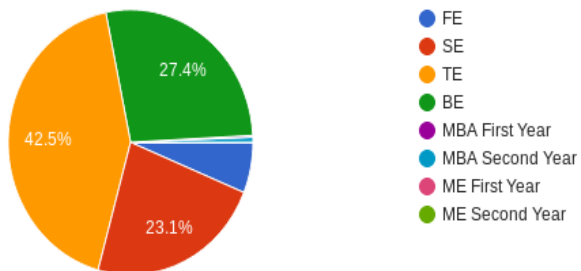
## Branch

485 responses



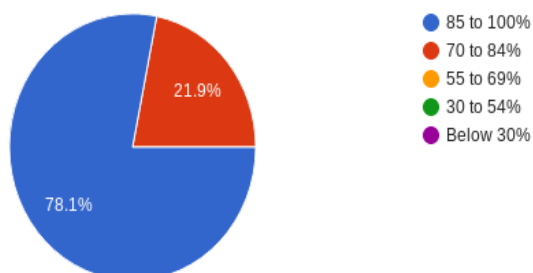
## Class

485 responses



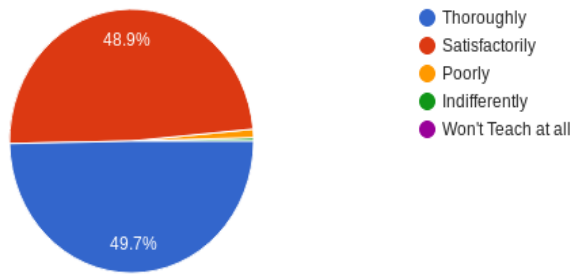
## 01.How much of the syllabus was covered in the class?

485 responses



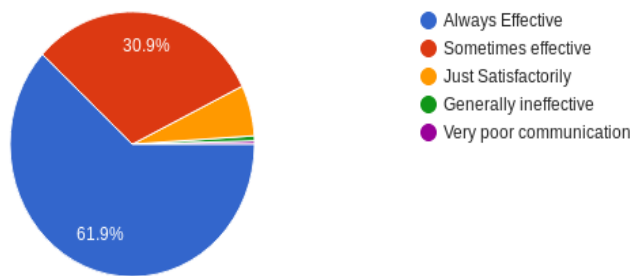
## 02.How well did the teachers prepare for the classes?

485 responses



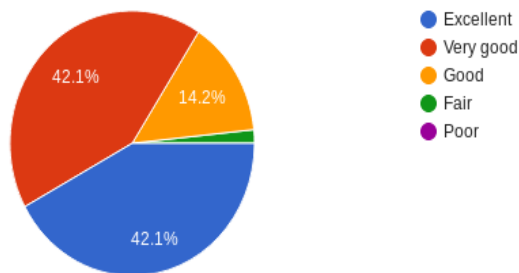
## 03.How well were the teachers able to communicate?

485 responses



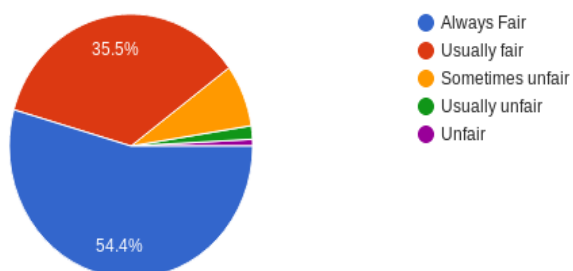
## 04.The teacher's approach to teaching can best be described as?

485 responses



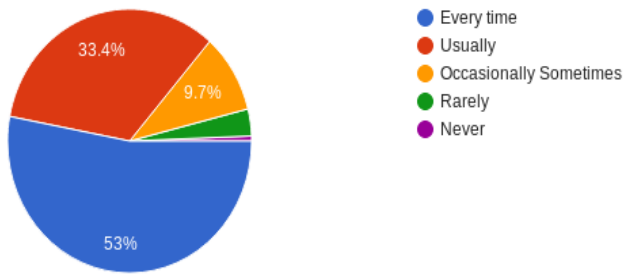
## 05.Fairness of the internal evaluation process by the teachers.

485 responses



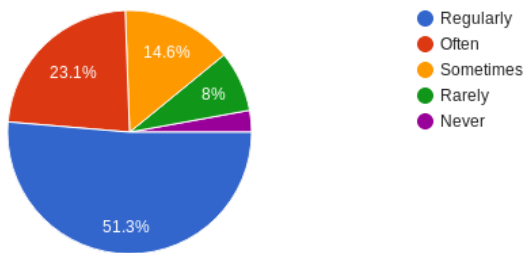
06. Was your performance in assignments discussed with you?

485 responses



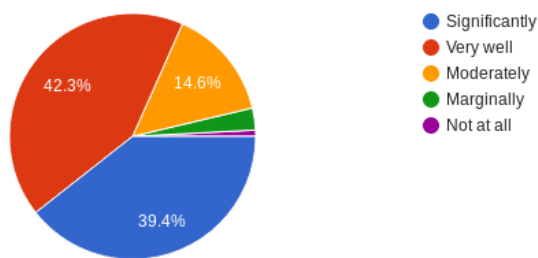
07. The institute takes active interest in promoting internship, student exchange, field visit opportunities for students.

485 responses



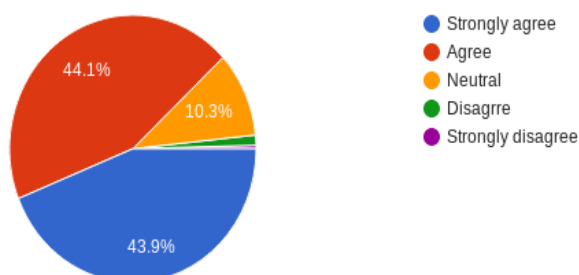
08. The teaching and mentoring process in your institution facilitates you in cognitive, social and emotional growth.

485 responses



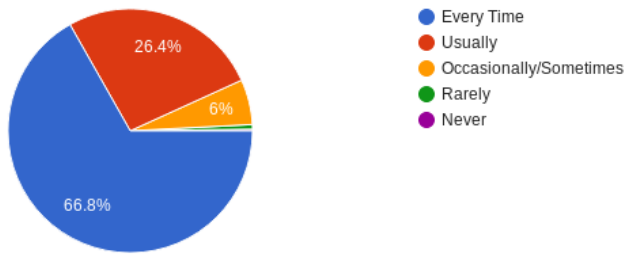
09. The institution provides multiple opportunities to learn and grow.

485 responses



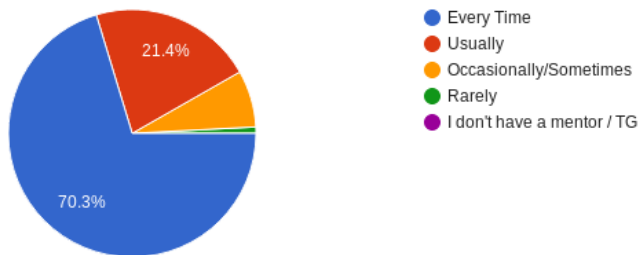
10. Teachers inform you about your expected competencies, course outcomes and programme outcomes.

485 responses



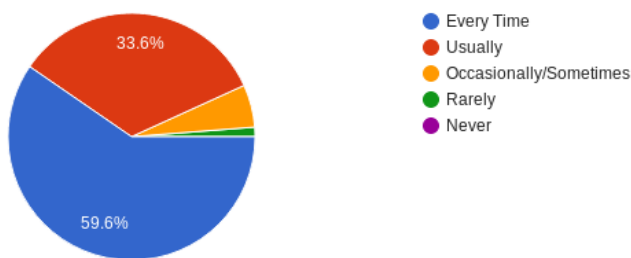
11. Your mentor/TG does a necessary follow-up with an assigned task to you.

485 responses



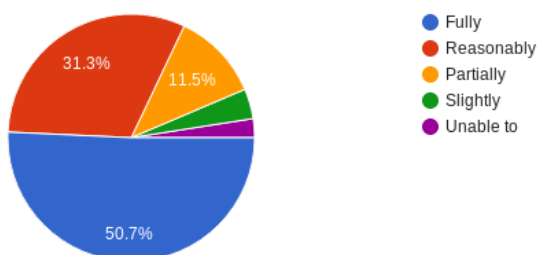
12. The teachers illustrate the concepts through examples and applications.

485 responses



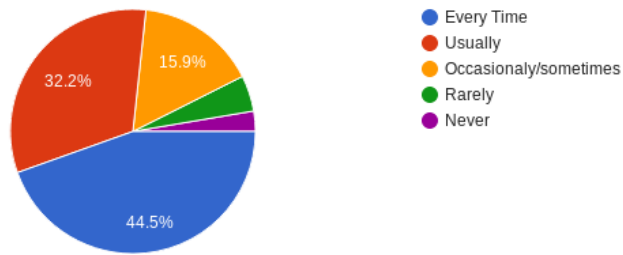
13. The teachers identify your strengths and encourage you with providing right level of challenges.

485 responses



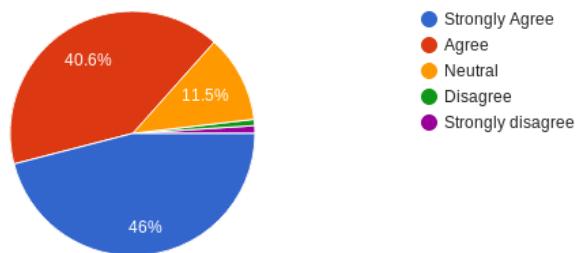
14. Teachers are able to identify your weaknesses and help you to overcome them.

485 responses



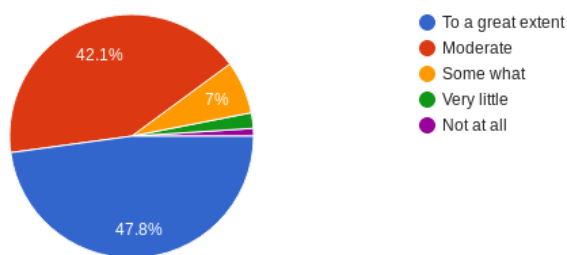
15. The institution makes effort to engage students in the monitoring, review and continuous quality improvement of the teaching learning process.

485 responses



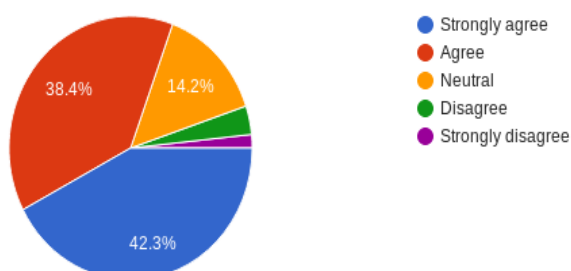
16. The institute/ teachers use student centric methods, such as experiential learning, participative le...ies for enhancing learning experiences.

485 responses



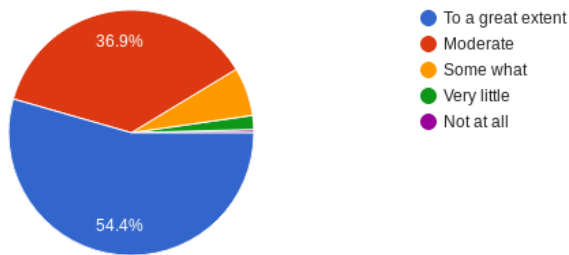
17. Teachers encourage you to participate in extracurricular activities.

485 responses



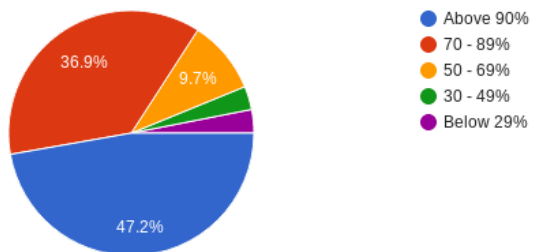
18. Efforts are made by the institute/ teachers to inculcate soft skills, life skills and employability skills to make you ready for the world of work.

485 responses



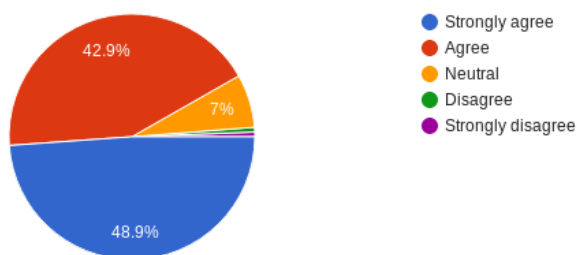
19. What percentage of teachers use ICT tools such as LCD projector, Multimedia, NPTEL, Animations, YouTube etc. while teaching.

485 responses



20. The overall quality of teaching-learning process in the institute is very good.

485 responses



**IQAC Co-ordinator**

**PRINCIPAL**